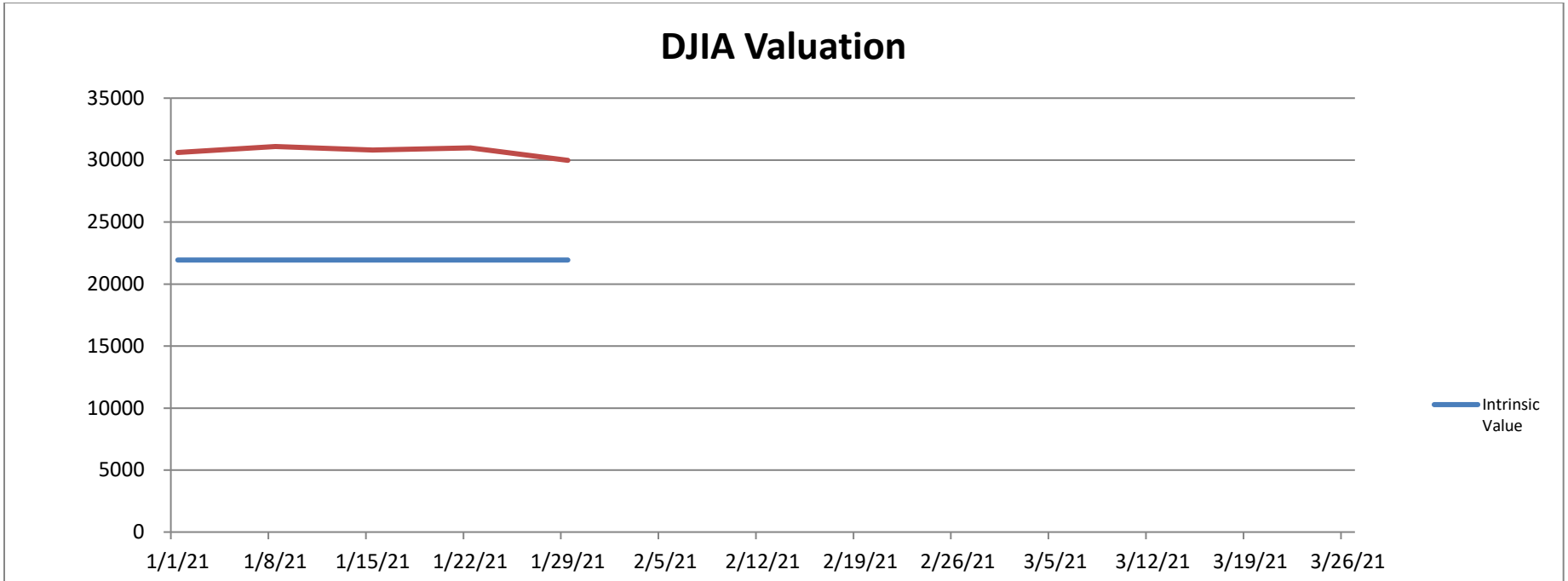

	1/1/21	1/8/21	1/15/21	1/22/21	1/29/21	2/5/21	2/12/21	2/19/21	2/26/21	3/5/21	3/12/21	3/19/21	3/26/21
Intrinsic Value	21942	21942	21942	21942	21942								
Current Value	30606.48	31097.97	30814.26	30996.98	29982.62								

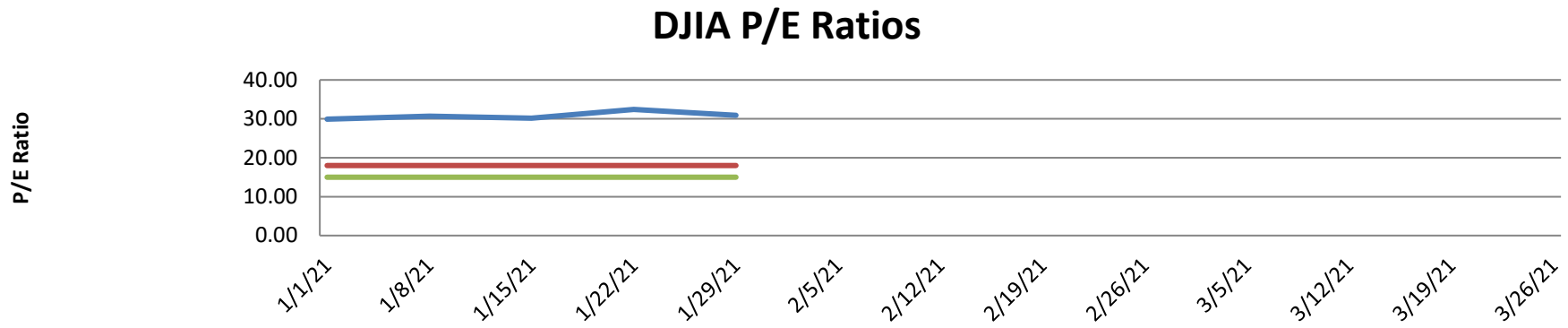

	1/1/21	1/8/21	1/15/21	1/22/21	1/29/21	2/5/21	2/12/21	2/19/21	2/26/21	3/5/21	3/12/21	3/19/21	3/26/21
P/E Ratio - Current	29.92	30.66	30.14	32.42	30.90								
P/E Ratio - Fair Value High	18	18	18	18	18								
P/E Ratio - Fair Value Low	15	15	15	15	15								

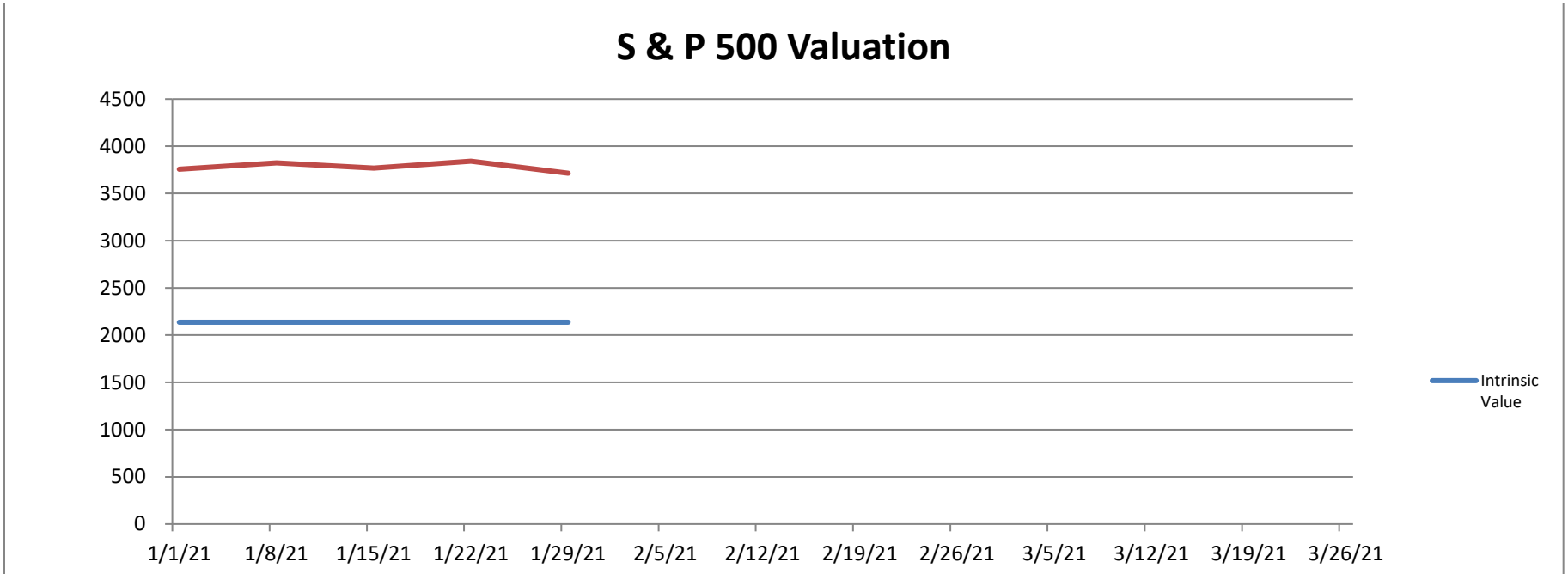

	1/1/21	1/8/21	1/15/21	1/22/21	1/29/21	2/5/21	2/12/21	2/19/21	2/26/21	3/5/21	3/12/21	3/19/21	3/26/21
Intrinsic Value	2137	2137	2137	2137	2137								
Current Value	3756.07	3824.68	3768.25	3841.47	3714.24								

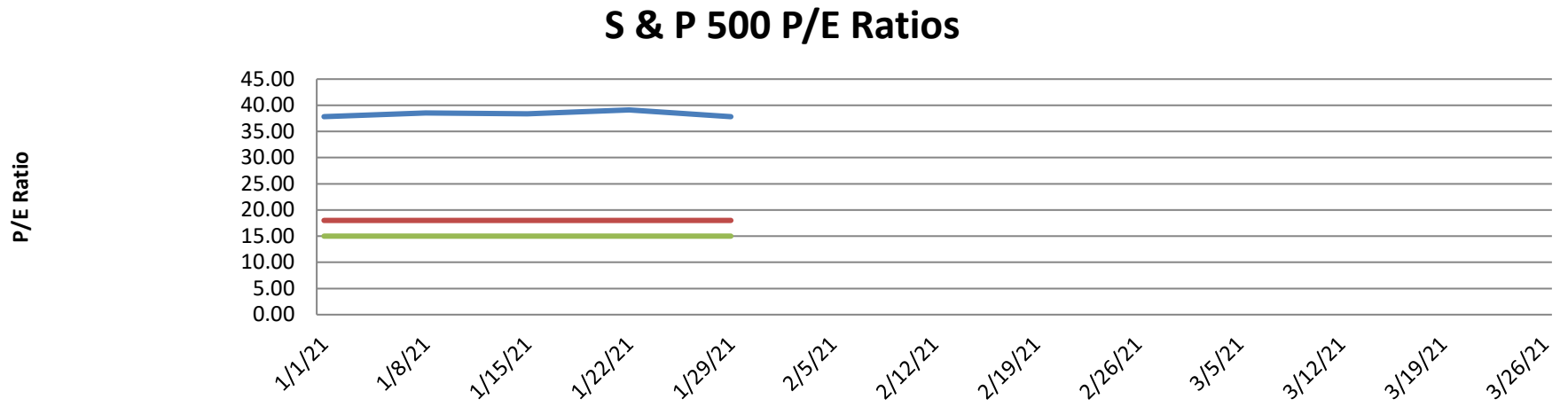

	1/1/21	1/8/21	1/15/21	1/22/21	1/29/21	2/5/21	2/12/21	2/19/21	2/26/21	3/5/21	3/12/21	3/19/21	3/26/21
P/E Ratio - Current	37.85	38.54	38.37	39.11	37.82								
P/E Ratio - Fair Value High	18	18	18	18	18								
P/E Ratio - Fair Value Low	15	15	15	15	15								