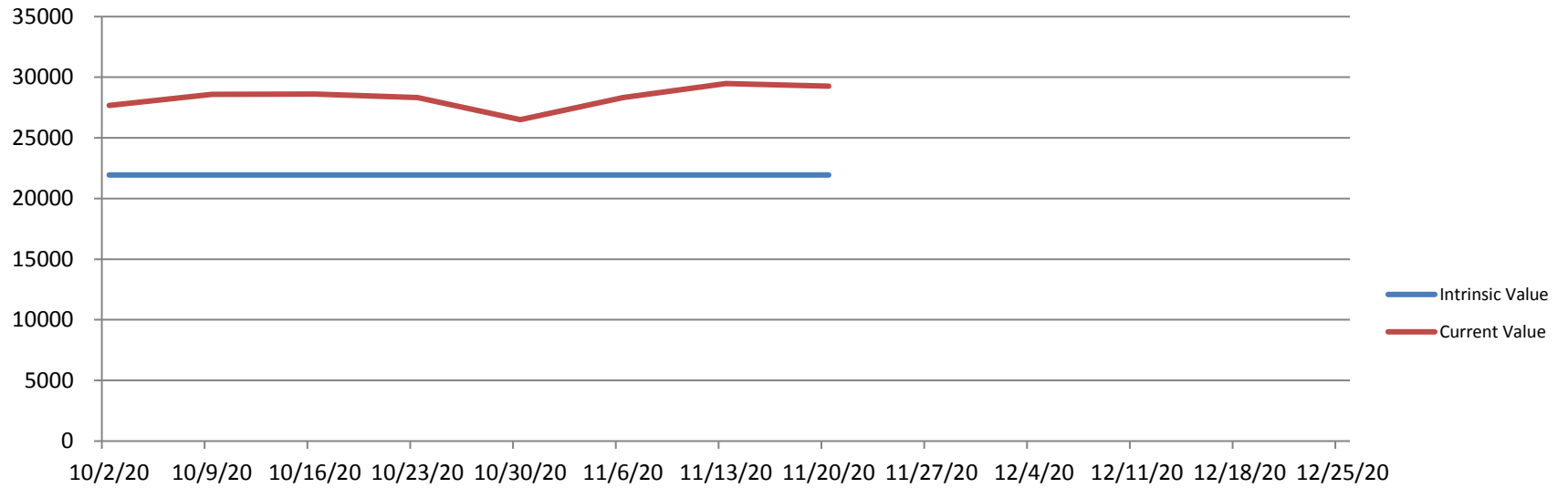
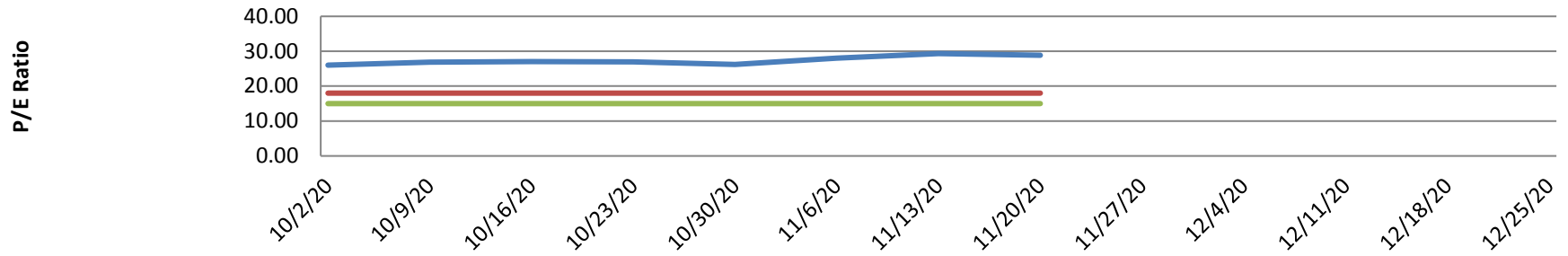


DJIA Valuation



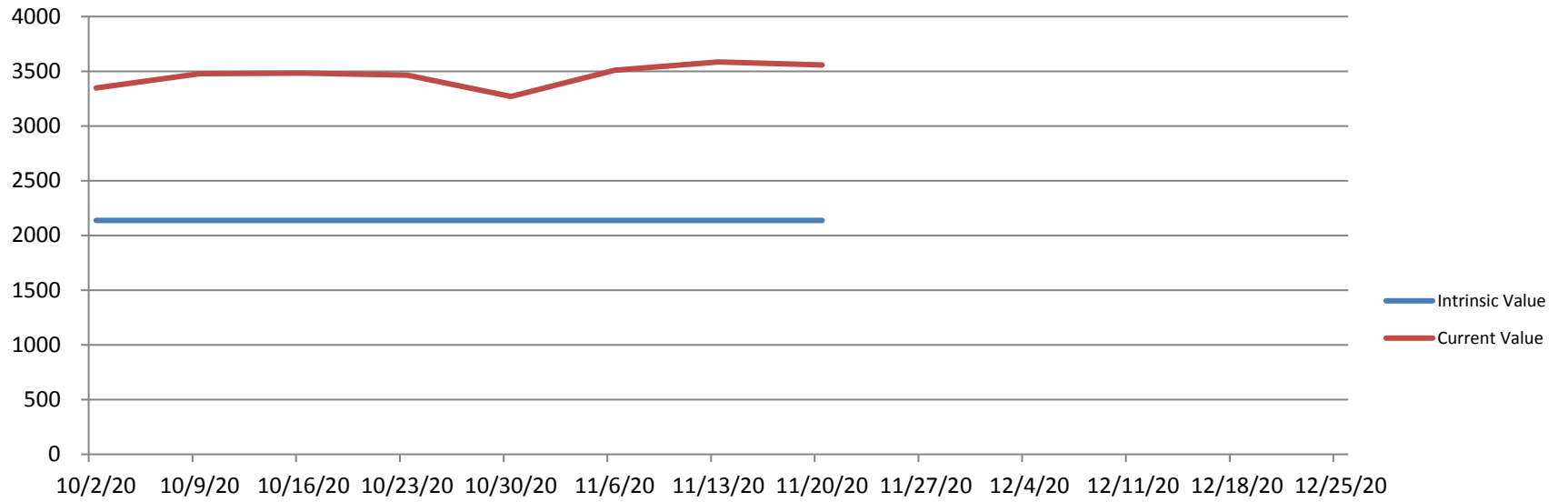
	10/2/20	10/9/20	10/16/20	10/23/20	10/30/20	11/6/20	11/13/20	11/20/20	11/27/20	12/4/20	12/11/20	12/18/20	12/25/20
Intrinsic Value	21942	21942	21942	21942	21942	21942	21942	21942					
Current Value	27682.81	28586.90	28606.31	28335.57	26501.60	28323.40	29479.81	29263.48					

DJIA P/E Ratios



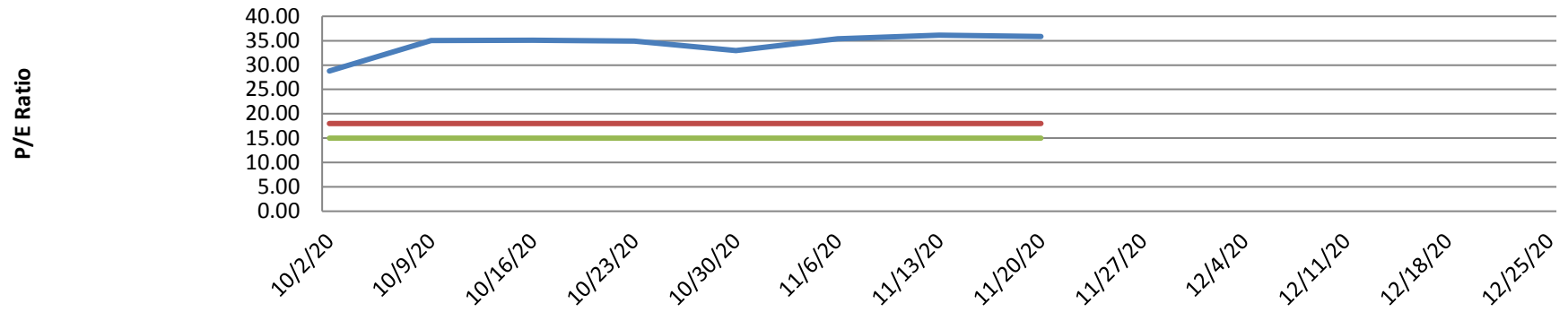
	10/2/20	10/9/20	10/16/20	10/23/20	10/30/20	11/6/20	11/13/20	11/20/20	11/27/20	12/4/20	12/11/20	12/18/20	12/25/20
— P/E Ratio - Current	26.02	26.87	27.04	26.99	26.21	28.01	29.33	28.87					
— P/E Ratio - Fair Value High	18	18	18	18	18	18	18	18					
— P/E Ratio - Fair Value Low	15	15	15	15	15	15	15	15					

S & P 500 Valuation



	10/2/20	10/9/20	10/16/20	10/23/20	10/30/20	11/6/20	11/13/20	11/20/20	11/27/20	12/4/20	12/11/20	12/18/20	12/25/20
Intrinsic Value	2137	2137	2137	2137	2137	2137	2137	2137					
Current Value	3348.44	3477.13	3483.81	3465.39	3269.96	3509.44	3585.15	3557.54					

S & P 500 P/E Ratios



	10/2/20	10/9/20	10/16/20	10/23/20	10/30/20	11/6/20	11/13/20	11/20/20	11/27/20	12/4/20	12/11/20	12/18/20	12/25/20
— P/E Ratio - Current	28.78	35.04	35.11	34.92	32.95	35.37	36.13	35.85					
— P/E Ratio - Fair Value High	18	18	18	18	18	18	18	18					
— P/E Ratio - Fair Value Low	15	15	15	15	15	15	15	15					