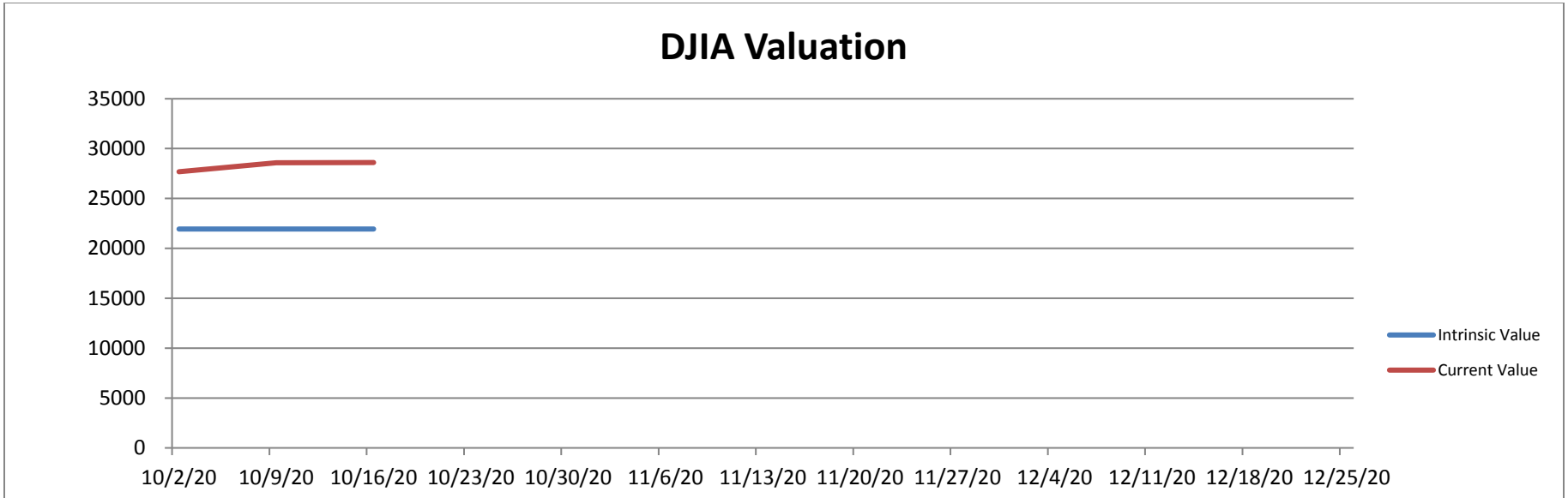

	10/2/20	10/9/20	10/16/20	10/23/20	10/30/20	11/6/20	11/13/20	11/20/20	11/27/20	12/4/20	12/11/20	12/18/20	12/25/20
Intrinsic Value	21942	21942	21942										
Current Value	27682.81	28586.90	28606.31										

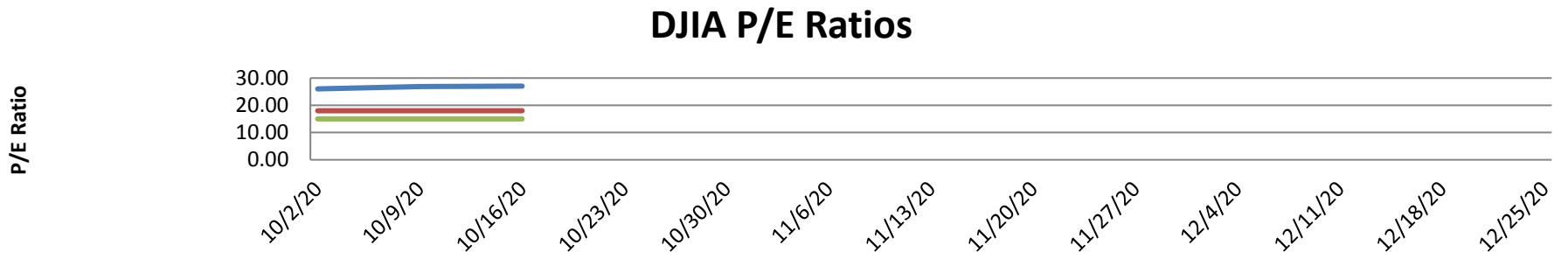

	10/2/20	10/9/20	10/16/20	10/23/20	10/30/20	11/6/20	11/13/20	11/20/20	11/27/20	12/4/20	12/11/20	12/18/20	12/25/20
P/E Ratio - Current	26.02	26.87	27.04										
P/E Ratio - Fair Value High	18	18	18										
P/E Ratio - Fair Value Low	15	15	15										



	10/2/20	10/9/20	10/16/20	10/23/20	10/30/20	11/6/20	11/13/20	11/20/20	11/27/20	12/4/20	12/11/20	12/18/20	12/25/20
Intrinsic Value	2137	2137	2137										
Current Value	3348.44	3477.13	3483.81										

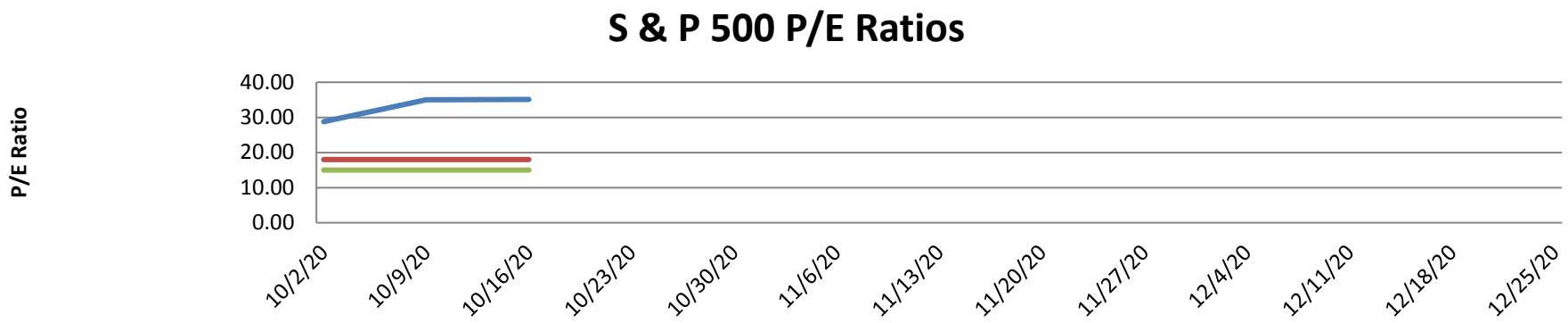

	10/2/20	10/9/20	10/16/20	10/23/20	10/30/20	11/6/20	11/13/20	11/20/20	11/27/20	12/4/20	12/11/20	12/18/20	12/25/20
P/E Ratio - Current	28.78	35.04	35.11										
P/E Ratio - Fair Value High	18	18	18										
P/E Ratio - Fair Value Low	15	15	15										