

	7/3/20	7/10/20	7/17/20	7/24/20	7/31/20	8/7/20	8/14/20	8/21/20	8/28/20	9/4/20	9/11/20	9/18/20	9/25/20
Intrinsic Value	21942	21942	21942										
Current Value	25827.36	26075.30	26671.95										



	7/3/20	7/10/20	7/17/20	7/24/20	7/31/20	8/7/20	8/14/20	8/21/20	8/28/20	9/4/20	9/11/20	9/18/20	9/25/20
P/E Ratio - Current	21.74	21.95	22.62										
P/E Ratio - Fair Value High	18	18	18										
P/E Ratio - Fair Value Low	15	15	15										



	7/3/20	7/10/20	7/17/20	7/24/20	7/31/20	8/7/20	8/14/20	8/21/20	8/28/20	9/4/20	9/11/20	9/18/20	9/25/20
Intrinsic Value	2137	2137	2137										
Current Value	3130.01	3185.04	3224.73										



	7/3/20	7/10/20	7/17/20	7/24/20	7/31/20	8/7/20	8/14/20	8/21/20	8/28/20	9/4/20	9/11/20	9/18/20	9/25/20
P/E Ratio - Current	22.44	27.38	27.72										
P/E Ratio - Fair Value High	18	18	18										
P/E Ratio - Fair Value Low	15	15	15										