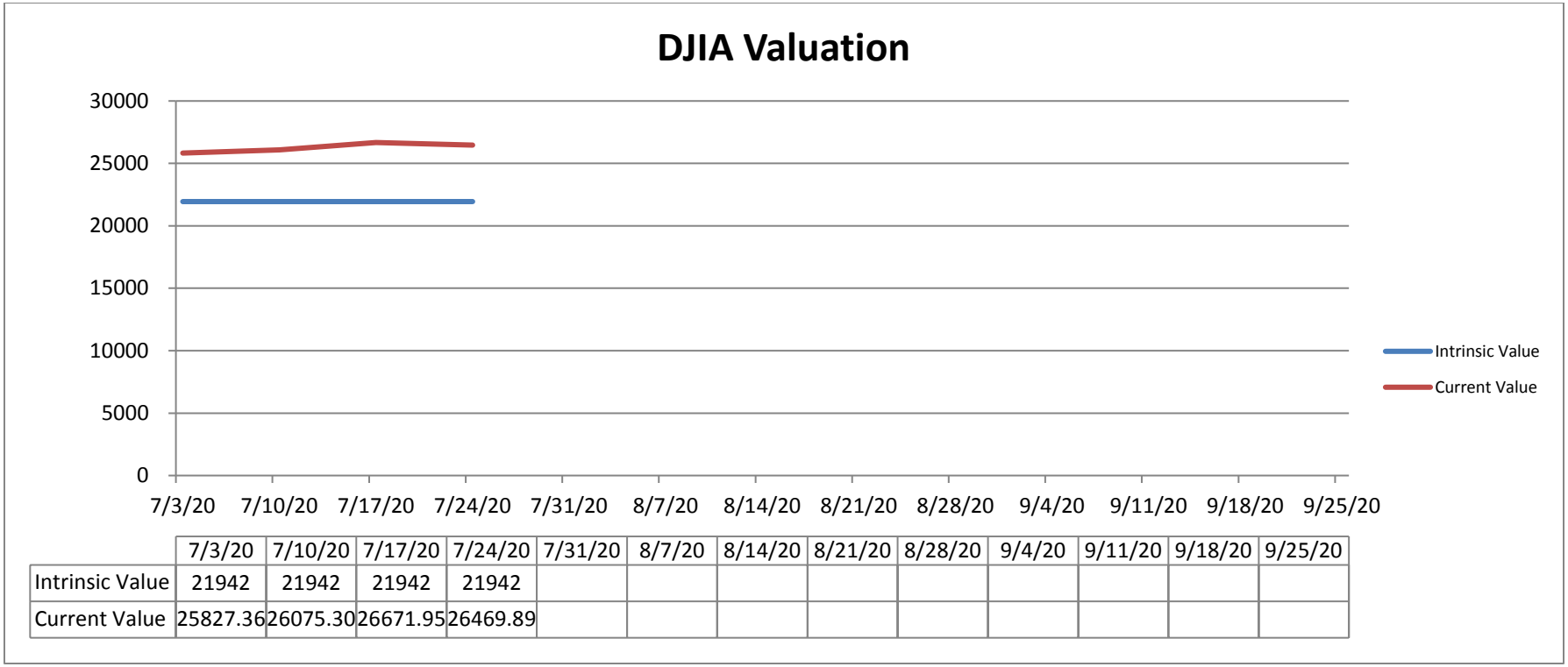

	7/3/20	7/10/20	7/17/20	7/24/20	7/31/20	8/7/20	8/14/20	8/21/20	8/28/20	9/4/20	9/11/20	9/18/20	9/25/20
Intrinsic Value	21942	21942	21942	21942									
Current Value	25827.36	26075.30	26671.95	26469.89									

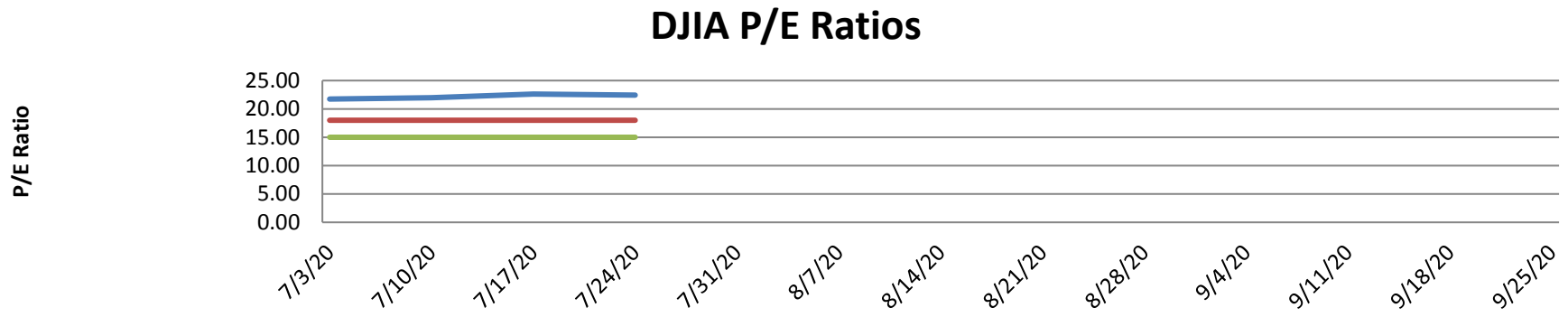

	7/3/20	7/10/20	7/17/20	7/24/20	7/31/20	8/7/20	8/14/20	8/21/20	8/28/20	9/4/20	9/11/20	9/18/20	9/25/20
P/E Ratio - Current	21.74	21.95	22.62	22.45									
P/E Ratio - Fair Value High	18	18	18	18									
P/E Ratio - Fair Value Low	15	15	15	15									

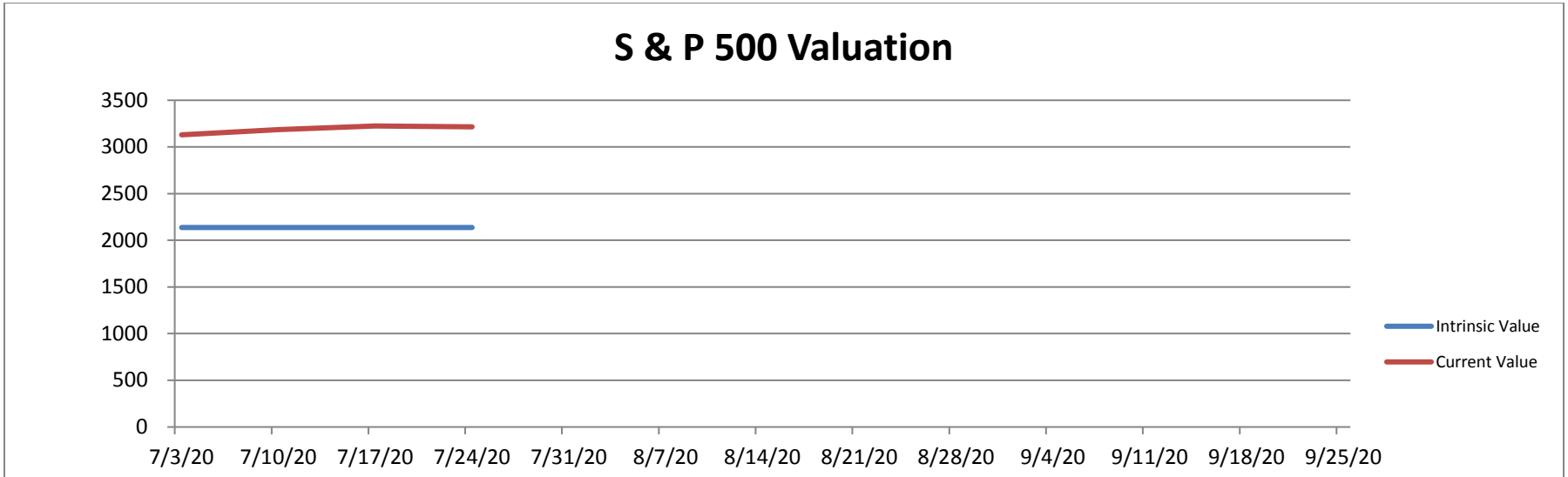

	7/3/20	7/10/20	7/17/20	7/24/20	7/31/20	8/7/20	8/14/20	8/21/20	8/28/20	9/4/20	9/11/20	9/18/20	9/25/20
Intrinsic Value	2137	2137	2137	2137									
Current Value	3130.01	3185.04	3224.73	3215.63									

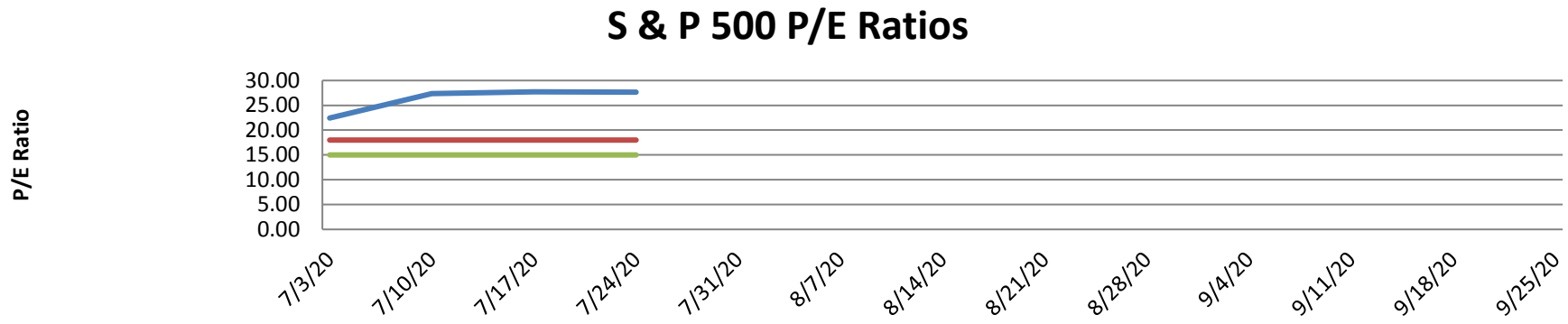

	7/3/20	7/10/20	7/17/20	7/24/20	7/31/20	8/7/20	8/14/20	8/21/20	8/28/20	9/4/20	9/11/20	9/18/20	9/25/20
P/E Ratio - Current	22.44	27.38	27.72	27.64									
P/E Ratio - Fair Value High	18	18	18	18									
P/E Ratio - Fair Value Low	15	15	15	15									