

	7/3/20	7/10/20	7/17/20	7/24/20	7/31/20	8/7/20	8/14/20	8/21/20	8/28/20	9/4/20	9/11/20	9/18/20	9/25/20
Intrinsic Value	21942												
Current Value	25827.36												

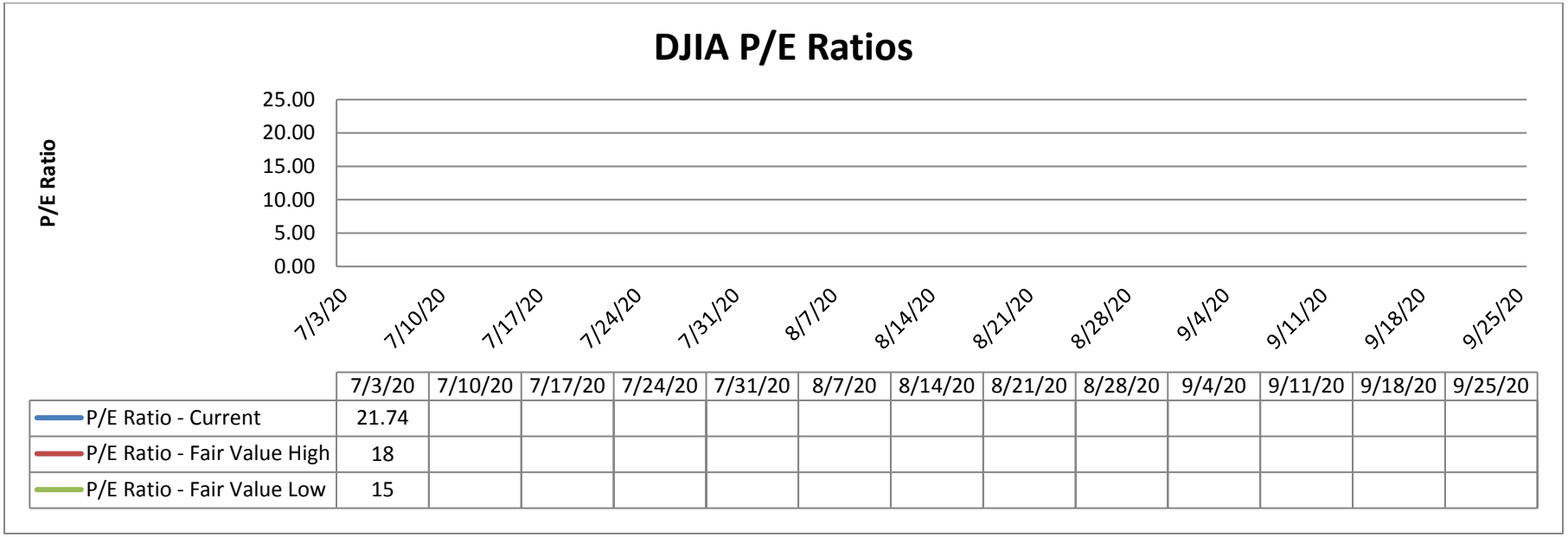

	7/3/20	7/10/20	7/17/20	7/24/20	7/31/20	8/7/20	8/14/20	8/21/20	8/28/20	9/4/20	9/11/20	9/18/20	9/25/20
P/E Ratio - Current	21.74												
P/E Ratio - Fair Value High	18												
P/E Ratio - Fair Value Low	15												

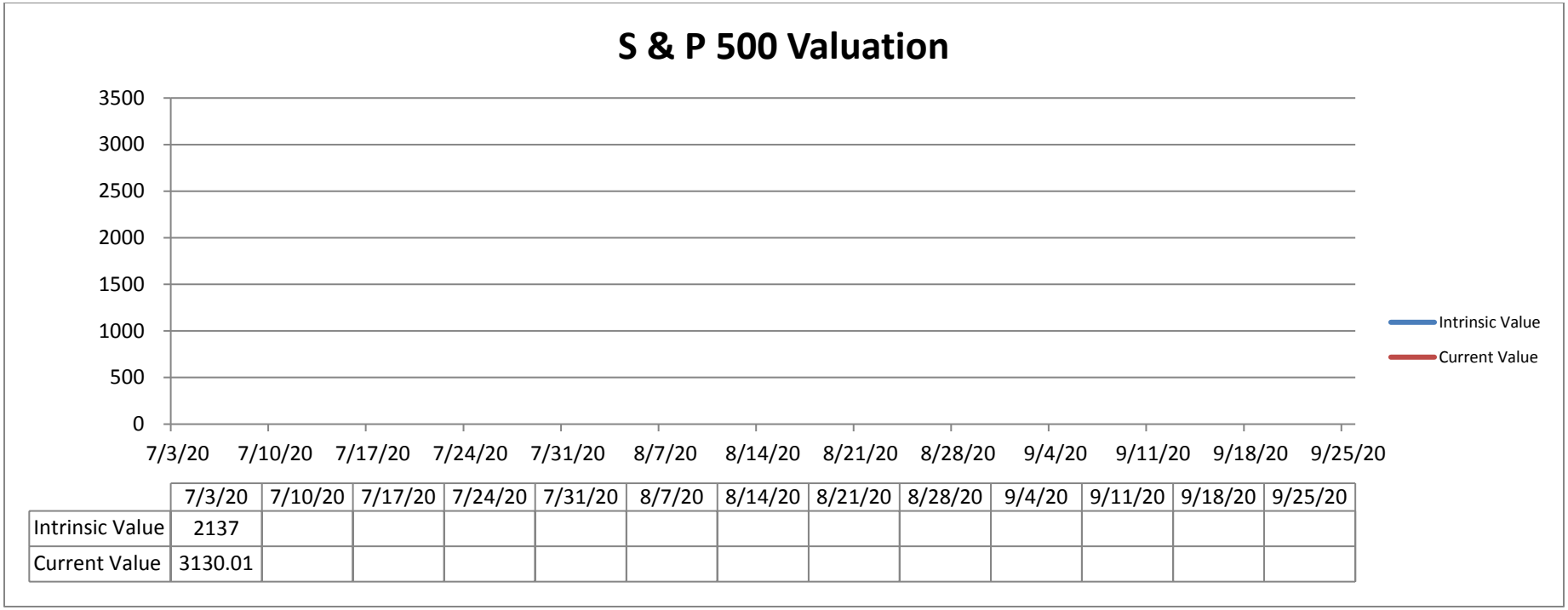

	7/3/20	7/10/20	7/17/20	7/24/20	7/31/20	8/7/20	8/14/20	8/21/20	8/28/20	9/4/20	9/11/20	9/18/20	9/25/20
Intrinsic Value	2137												
Current Value	3130.01												



	7/3/20	7/10/20	7/17/20	7/24/20	7/31/20	8/7/20	8/14/20	8/21/20	8/28/20	9/4/20	9/11/20	9/18/20	9/25/20
P/E Ratio - Current	22.44												
P/E Ratio - Fair Value High	18												
P/E Ratio - Fair Value Low	15												