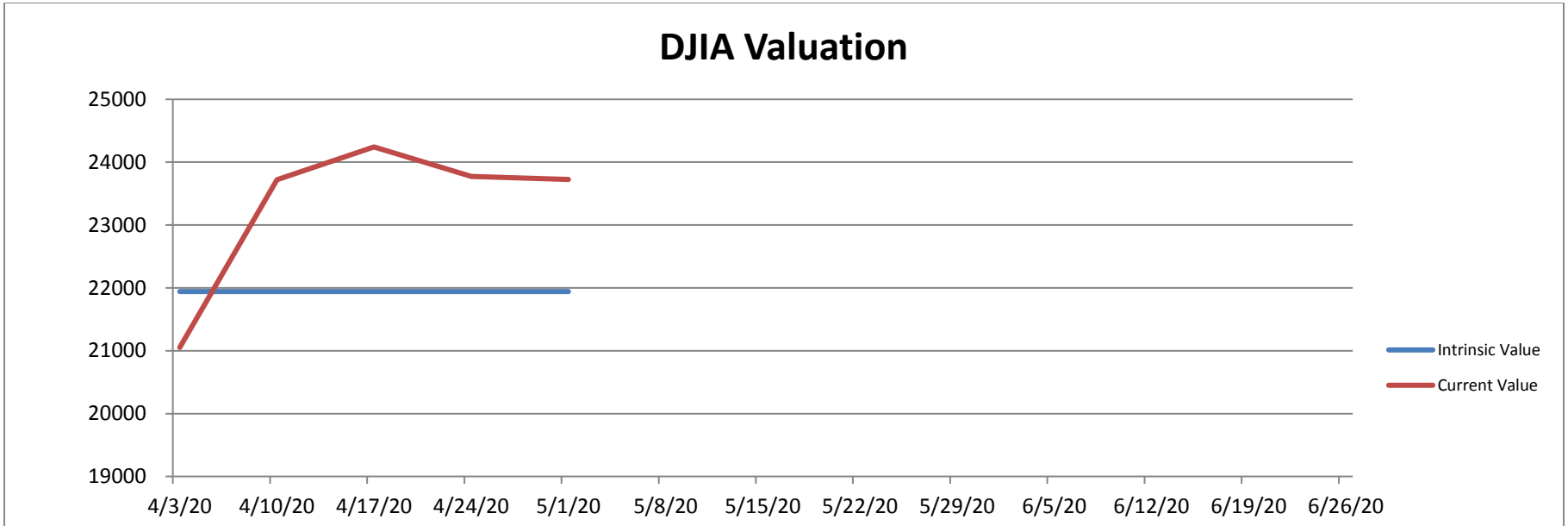

	4/3/20	4/10/20	4/17/20	4/24/20	5/1/20	5/8/20	5/15/20	5/22/20	5/29/20	6/5/20	6/12/20	6/19/20	6/26/20
Intrinsic Value	21942	21942	21942	21942	21942								
Current Value	21052.53	23719.37	24242.49	23775.27	23723.69								

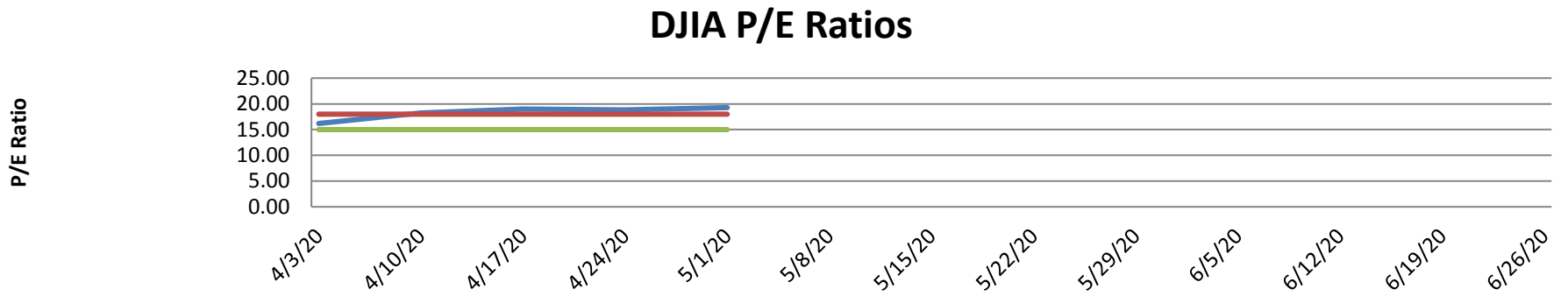

	4/3/20	4/10/20	4/17/20	4/24/20	5/1/20	5/8/20	5/15/20	5/22/20	5/29/20	6/5/20	6/12/20	6/19/20	6/26/20
P/E Ratio - Current	16.19	18.24	19.02	18.85	19.27								
P/E Ratio - Fair Value High	18	18	18	18	18								
P/E Ratio - Fair Value Low	15	15	15	15	15								

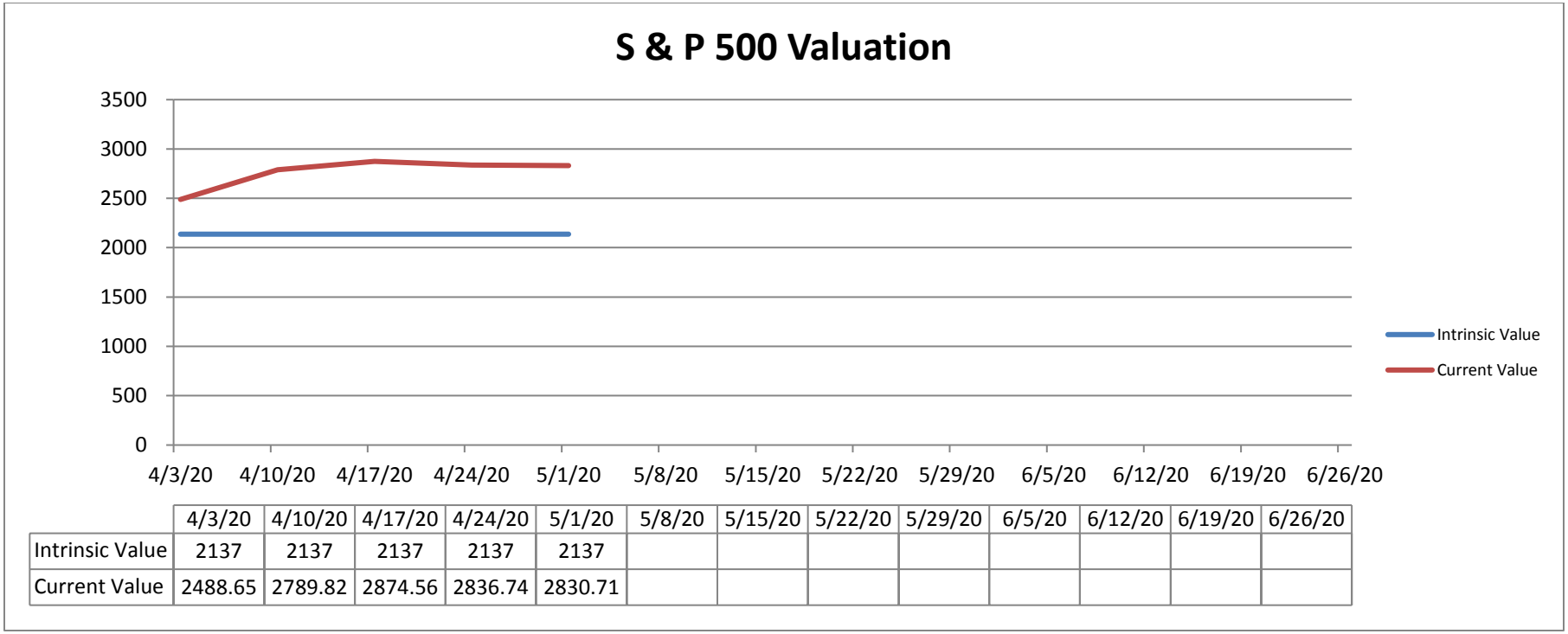

	4/3/20	4/10/20	4/17/20	4/24/20	5/1/20	5/8/20	5/15/20	5/22/20	5/29/20	6/5/20	6/12/20	6/19/20	6/26/20
Intrinsic Value	2137	2137	2137	2137	2137								
Current Value	2488.65	2789.82	2874.56	2836.74	2830.71								

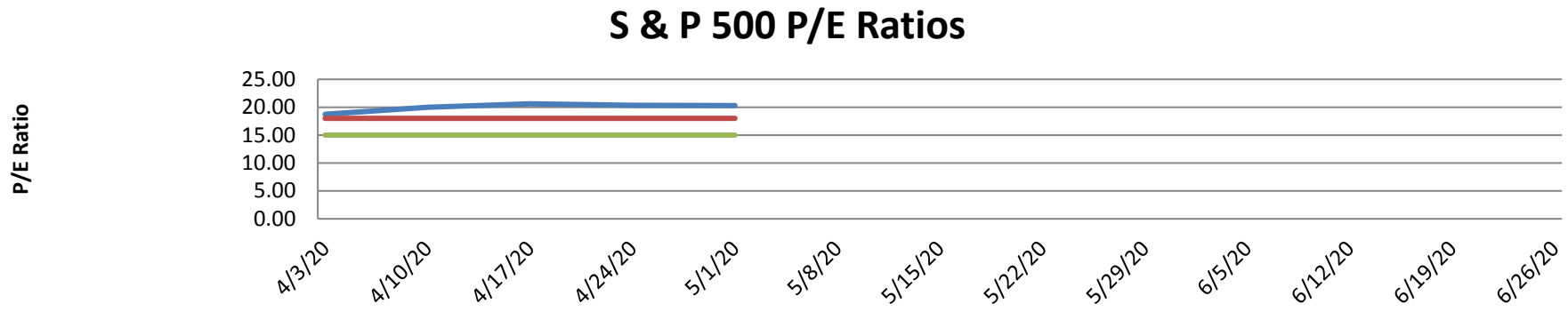

	4/3/20	4/10/20	4/17/20	4/24/20	5/1/20	5/8/20	5/15/20	5/22/20	5/29/20	6/5/20	6/12/20	6/19/20	6/26/20
P/E Ratio - Current	18.73	20.00	20.61	20.34	20.30								
P/E Ratio - Fair Value High	18	18	18	18	18								
P/E Ratio - Fair Value Low	15	15	15	15	15								