

	7/5/19	7/12/19	7/19/19	7/26/19	8/2/19	8/9/19	8/16/19	8/23/19	8/30/19	9/6/19	9/13/19	9/20/19	9/27/19
Intrinsic Value	21942	21942	21942										
Current Value	26922.12	27332.03	27154.20										

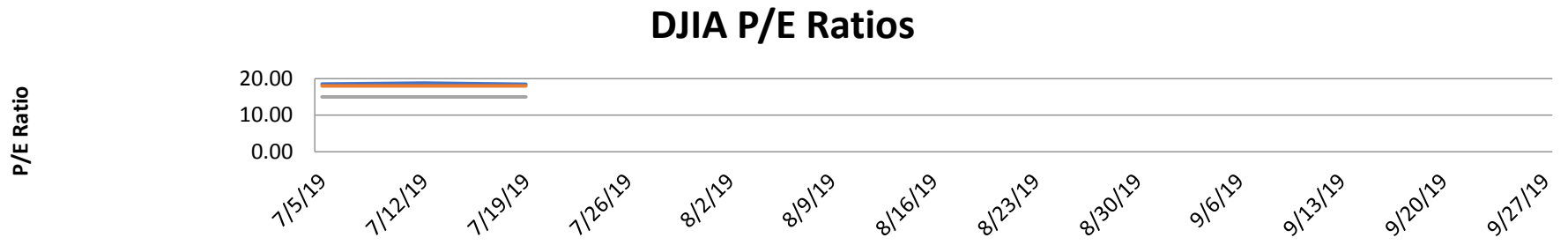

	7/5/19	7/12/19	7/19/19	7/26/19	8/2/19	8/9/19	8/16/19	8/23/19	8/30/19	9/6/19	9/13/19	9/20/19	9/27/19
P/E Ratio - Current	18.50	18.78	18.45										
P/E Ratio - Fair Value High	18	18	18										
P/E Ratio - Fair Value Low	15	15	15										

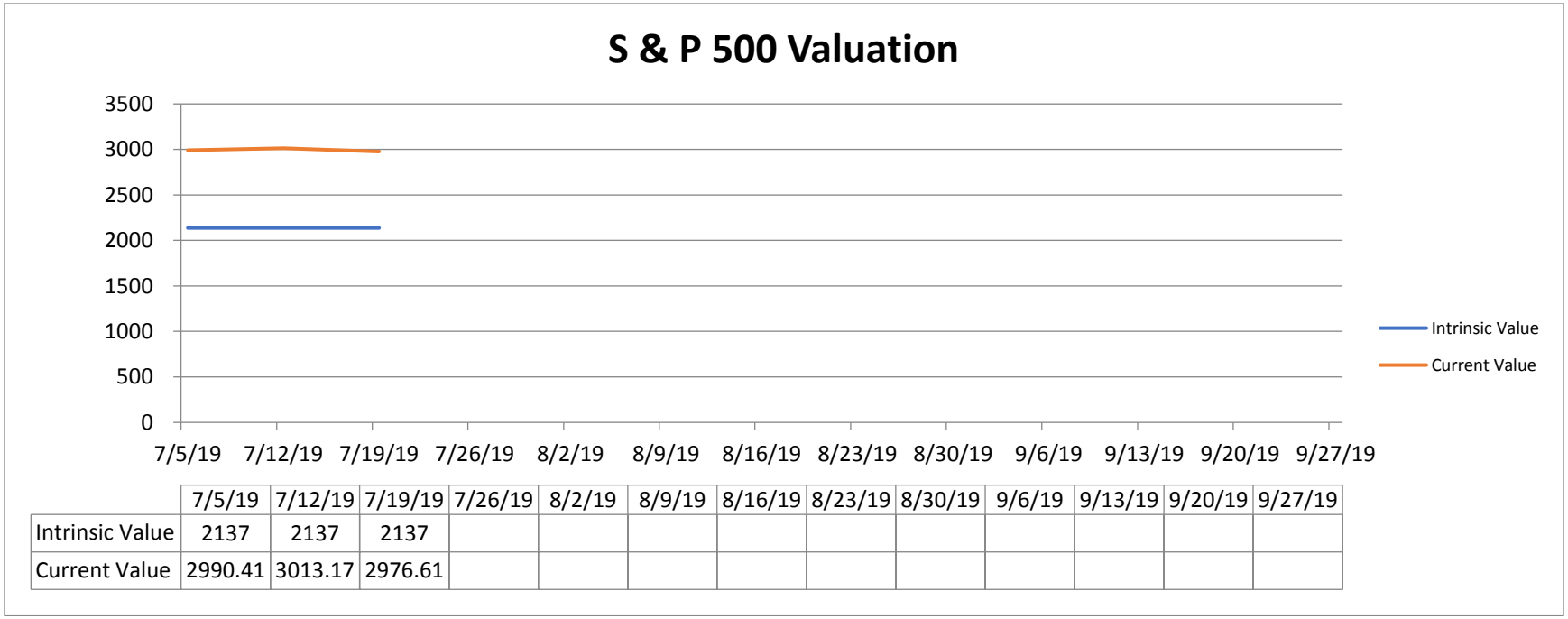

	7/5/19	7/12/19	7/19/19	7/26/19	8/2/19	8/9/19	8/16/19	8/23/19	8/30/19	9/6/19	9/13/19	9/20/19	9/27/19
Intrinsic Value	2137	2137	2137										
Current Value	2990.41	3013.17	2976.61										



	7/5/19	7/12/19	7/19/19	7/26/19	8/2/19	8/9/19	8/16/19	8/23/19	8/30/19	9/6/19	9/13/19	9/20/19	9/27/19
P/E Ratio - Current	22.59	22.76	22.48										
P/E Ratio - Fair Value High	18	18	18										
P/E Ratio - Fair Value Low	15	15	15										