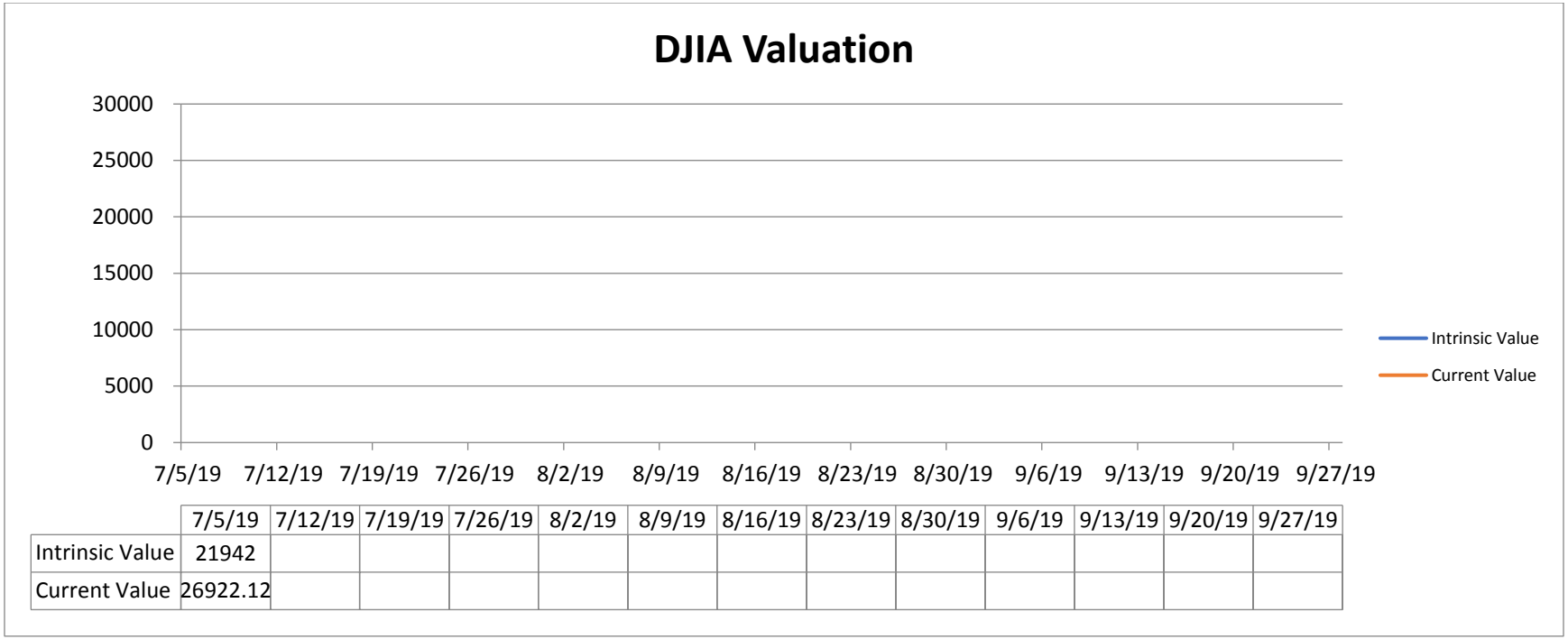

	7/5/19	7/12/19	7/19/19	7/26/19	8/2/19	8/9/19	8/16/19	8/23/19	8/30/19	9/6/19	9/13/19	9/20/19	9/27/19
Intrinsic Value	21942												
Current Value	26922.12												



	7/5/19	7/12/19	7/19/19	7/26/19	8/2/19	8/9/19	8/16/19	8/23/19	8/30/19	9/6/19	9/13/19	9/20/19	9/27/19
P/E Ratio - Current	18.50												
P/E Ratio - Fair Value High	18												
P/E Ratio - Fair Value Low	15												

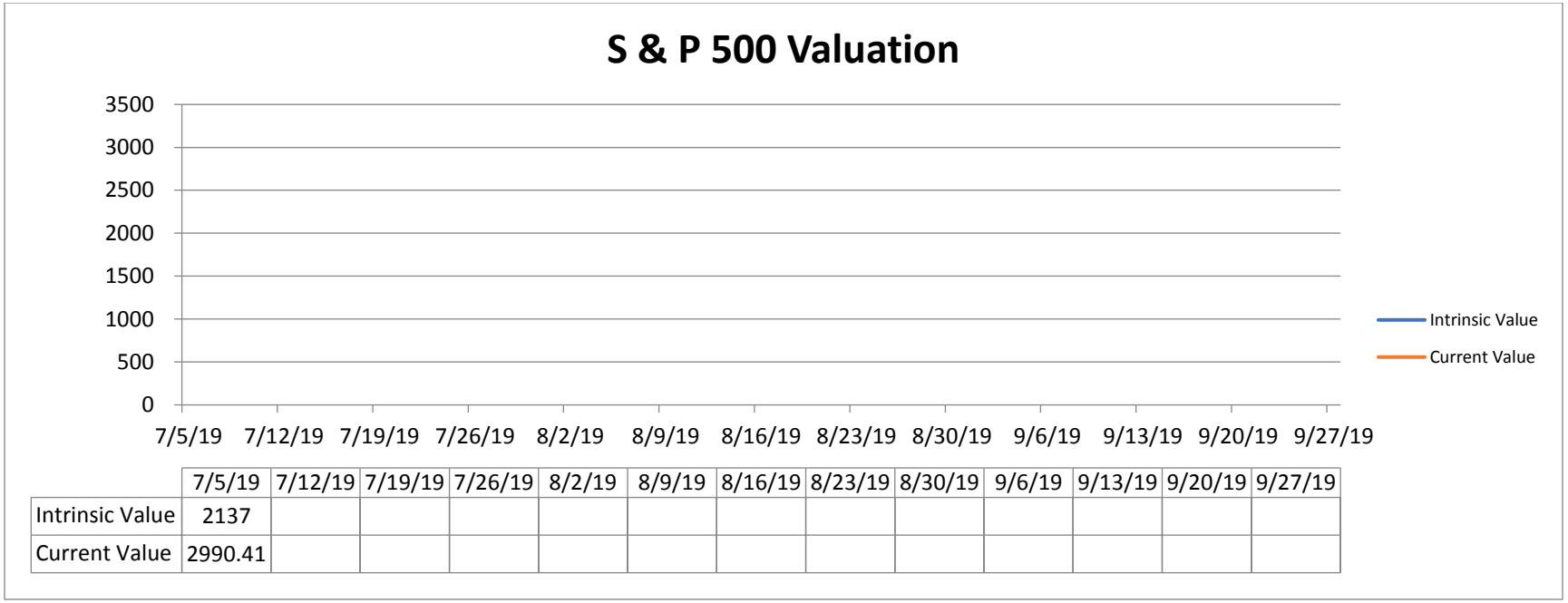

	7/5/19	7/12/19	7/19/19	7/26/19	8/2/19	8/9/19	8/16/19	8/23/19	8/30/19	9/6/19	9/13/19	9/20/19	9/27/19
Intrinsic Value	2137												
Current Value	2990.41												



	7/5/19	7/12/19	7/19/19	7/26/19	8/2/19	8/9/19	8/16/19	8/23/19	8/30/19	9/6/19	9/13/19	9/20/19	9/27/19
P/E Ratio - Current	22.59												
P/E Ratio - Fair Value High	18												
P/E Ratio - Fair Value Low	15												