

	4/5/19	4/12/19	4/19/19	4/26/19	5/3/19	5/10/19	5/17/19	5/24/19	5/31/19	6/7/19	6/14/19	6/21/19	6/28/19
Intrinsic Value	21942	21942	21942										
Current Value	26424.99	26412.30	26559.54										

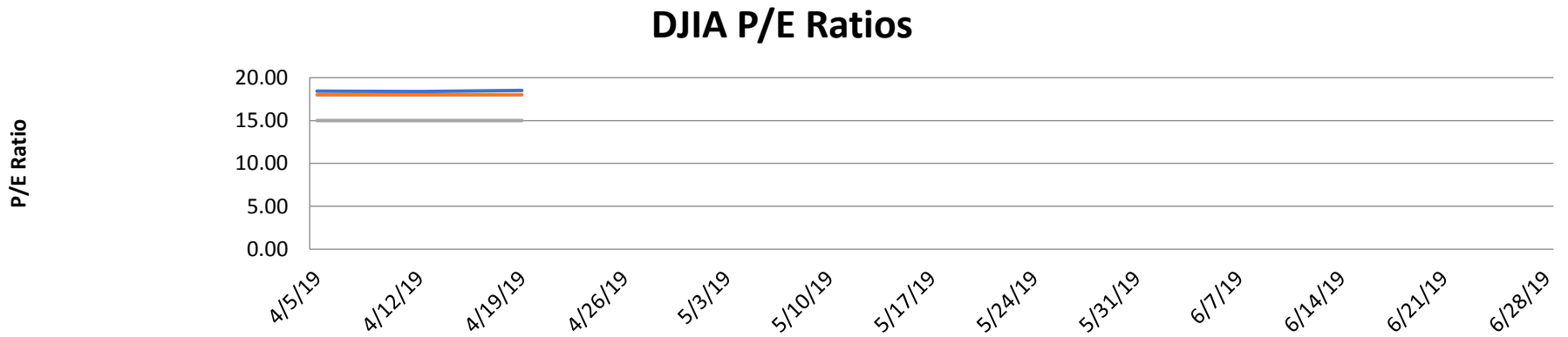

	4/5/19	4/12/19	4/19/19	4/26/19	5/3/19	5/10/19	5/17/19	5/24/19	5/31/19	6/7/19	6/14/19	6/21/19	6/28/19
P/E Ratio - Current	18.42	18.38	18.51										
P/E Ratio - Fair Value High	18	18	18										
P/E Ratio - Fair Value Low	15	15	15										



	4/5/19	4/12/19	4/19/19	4/26/19	5/3/19	5/10/19	5/17/19	5/24/19	5/31/19	6/7/19	6/14/19	6/21/19	6/28/19
Intrinsic Value	2137	2137	2137										
Current Value	2892.74	2907.41	2905.03										



	4/5/19	4/12/19	4/19/19	4/26/19	5/3/19	5/10/19	5/17/19	5/24/19	5/31/19	6/7/19	6/14/19	6/21/19	6/28/19
P/E Ratio - Current	22.19	21.96	21.94										
P/E Ratio - Fair Value High	18	18	18										
P/E Ratio - Fair Value Low	15	15	15										